

INDUSTRIAL  
SUPPLIES LTD

Est 1982



Access - Handling - Work Equipment  
Made in Britain



Handling & Work Equipment Catalogue



## Contents:

### HANDLING EQUIPMENT

Order Picking Trolleys	Page 4 - 8
Shelf Trolleys	Page 9 - 10
Distribution and Mail Bag Trolleys	Page 11 - 14
Container Trolleys	Page 15 - 16
Mobile Tray Rack Trolleys	Page 17 - 18
Heavy Duty Distribution Truck	Page 19 - 20
Heavy Duty Roll Container	Page 21 - 22
Board and Panel Moving Equipment	Page 23- 24
Platform & Shelf Trucks	Page 25 - 37
Heavy Duty Three Way Hand Truck	Page 38 - 39
Keg Hand Trucks	Page 40 - 41
General Use Hand Trucks	Page 42 - 46
Heavy Duty All Terrain Hand Trucks	Page 47 - 54
Premium Heavy Duty All Terrain Hand Trucks	Page 55 - 57
Cylinder Trolleys	Page 58 - 61
Cylinder Storage	Page 62 - 67

Terms & Conditions Of Sale

Page 68 - 69



# Order Picking Step Trolleys




GS5602

Order Picking Trolleys with integrated spring loaded steps for weight reactive grounding.

Mobile on 2 fixed and 2 braked swivel castors with 125mm rubber tyre wheels.



GS5613



By stepping on the steps the product changes from free wheeling mode to static mode

Braked castors provide extra security when required

Phenolic Non-Slip Tread



**Step section conforms to EN14183**

**All models 250 kg Load Capacity (Evenly Distributed)**



GS5622

2 shelf unit ideal for bulk loads on bottom shelf

Available as 3 step or 4 step model

with

2 shelf or 3 shelf option in steel or plywood with 18mm high load retaining shelf surround.



GS5633

3 shelf unit ideal for order picking multiple items

**3 Year Guarantee**



Made in Britain

Product Code: **GS5602 (Steel Shelf)**  
**GS5612 (Plywood Shelf)**

Order Picking Trolley with 3 Steps and 2 Shelves  
 Mobile on 2 braked swivel castors and 2 fixed castors  
 125mm diameter rubber tyre wheels

High gloss blue powder coated finish

Shown with steel shelves also available with plywood shelves



Internal Shelf Size L x W mm	Top Step Height mm	Shelf Heights From Floor mm	Overall Size L x W x H mm	Weight Kg Steel / plywood
780 x 470	720	200 / 1000	1320 x 520 x 1320	31 / 30

**250KG**  
 Load Capacity

Product Code: **GS5603 (Steel Shelf)**  
**GS5613 (Plywood Shelf)**

Order Picking Trolley with 3 Steps and 3 Shelves  
 Mobile on 2 braked swivel castors and 2 fixed castors  
 125mm diameter rubber tyre wheels

High gloss blue powder coated finish

Shown with plywood shelves also available with steel shelves



Internal Shelf Size L x W mm	Top Step Height mm	Shelf Heights From Floor mm	Overall Size L x W x H mm	Weight Kg Steel / plywood
780 x 470	720	200 / 600 / 1000	1320 x 520 x 1320	42 / 41

**250KG**  
 Load Capacity

Order Picking Step Trolleys

Product Code: **GS5622 (Steel Shelf)**  
**GS5632 (Plywood Shelf)**

Order Picking Trolley with 4 Steps and 2 Shelves

Mobile on 2 braked swivel castors and 2 fixed castors  
 125mm diameter rubber tyre wheels

High gloss blue powder coated finish

Shown with steel shelves also available with plywood shelves



Internal Shelf Size L x W mm	Top Step Height mm	Shelf Heights From Floor mm	Overall Size L x W x H mm	Weight Kg Steel / plywood
780 x 470	960	200 / 1240	1560 x 520 x 1520	41 / 38

**250KG**  
 Load Capacity

Product Code: **GS5623 (Steel Shelf)**  
**GS5633 (Plywood Shelf)**

Order Picking Trolley with 4 Steps and 3 Shelves

Mobile on 2 braked swivel castors and 2 fixed castors  
 125mm diameter rubber tyre wheels

High gloss blue powder coated finish

Shown with plywood shelves also available with steel shelves



Internal Shelf Size L x W mm	Top Step Height mm	Shelf Heights From Floor mm	Overall Size L x W x H mm	Weight Kg Steel / plywood
780 x 470	960	200 / 720 / 1240	1560 x 520 x 1520	46 / 43

**250KG**  
 Load Capacity

# Order Picking Step Trolleys and Shelf Trolleys

Order Picking Trolleys with integrated spring loaded steps for weight reactive grounding. All models have large shelf areas with 35mm high load retaining shelf surrounds.

**Step section conforms to EN14183**

Mobile on 4 swivel castors with 125mm rubber tyre wheels.



Optional Extra:  
2 braked swivel castors  
For this option quote code number: MS5700-B



**All models 250 kg Load Capacity**

All units will accommodate standard size containers 400mm x 600mm on each shelf.  
(Containers not supplied)

Phenolic Non-Slip Tread



Shelf Trolleys with large shelf areas and 35mm high load retaining shelf surrounds.

Available with two or three shelves.



**3 Year Guarantee**

ST5701



ST5702 with ST5700-B

ST5702



Optional Extra:  
2 braked swivel castors  
For this option quote code number: ST5700-B

ST5711



Made in Britain



ST5712

Product Code: **MS5701R**

Order Picking Trolley with 3 Steps and 2 Steel Shelves

Mobile on 4 swivel castors  
125mm diameter rubber tyre wheels

High gloss powder coated finish

**Optional Extra:** 2 braked swivel castors  
125mm diameter rubber tyre wheels  
For this option quote code number: **MS5700-B**  
in addition to the product code for the  
Order Picking Step Trolley required



Internal Shelf Size L x W mm	Top Step Height mm	Shelf Heights From Floor mm	Overall Size L x W x H mm	Weight Kg
820 x 610	725	210 / 1040	1360 x 620 x 1250	40

**250KG**  
Load Capacity

Product Code: **MS5702R**

Order Picking Trolley with 3 Steps and 2 Steel Shelves

Mobile on 4 swivel castors  
125mm diameter rubber tyre wheels

High gloss powder coated finish

**Optional Extra:** 2 braked swivel castors  
125mm diameter rubber tyre wheels  
For this option quote code number: **MS5700-B**  
in addition to the product code for the  
Order Picking Step Trolley required



Internal Shelf Size L x W mm	Top Step Height mm	Shelf Heights From Floor mm	Overall Size L x W x H mm	Weight Kg
1220 x 610	725	210 / 1040	1760 x 620 x 1250	51

**250KG**  
Load Capacity


Product Code: **ST5701**

Shelf Trolley with Loop End Handles and two recessed steel shelves for load retention

Mobile on 4 swivel castors  
125mm diameter rubber tyre wheels

High gloss blue powder coated finish

**Optional Extra:** 2 braked swivel castors  
125mm diameter rubber tyre wheels  
For this option quote code number: **ST5700-B**  
in addition to the product code for the Shelf Trolley required



Internal Shelf Size L x W mm	Shelf Heights From Floor mm	Overall Size L x W x H mm	Weight Kg
820 x 610	210 / 1040	880 x 620 x 1250	36

**250KG**  
Load Capacity


Product Code: **ST5702**

Shelf Trolley with Loop End Handles and two recessed steel shelves for load retention

Mobile on 4 swivel castors  
125mm diameter rubber tyre wheels

High gloss blue powder coated finish

**Optional Extra:** 2 braked swivel castors  
125mm diameter rubber tyre wheels  
For this option quote code number: **ST5700-B**  
in addition to the product code for the Shelf Trolley required



Internal Shelf Size L x W mm	Shelf Heights From Floor mm	Overall Size L x W x H mm	Weight Kg
1220 x 610	210 / 1040	1280 x 620 x 1250	40

**250KG**  
Load Capacity

Product Code: **ST5711**

Shelf Trolley with Loop End Handles and three recessed steel shelves for load retention

Mobile on 4 swivel castors  
125mm diameter rubber tyre wheels

High gloss blue powder coated finish

**Optional Extra:** 2 braked swivel castors  
125mm diameter rubber tyre wheels  
For this option quote code number: **ST5700-B**  
in addition to the product code for the Shelf Trolley required



Internal Shelf Size L x W mm	Shelf Heights From Floor mm	Overall Size L x W x H mm	Weight Kg
820 x 610	210 / 625 / 1040	880 x 620 x 1250	48

**250KG**  
Load Capacity

Product Code: **ST5712**

Shelf Trolley with Loop End Handles and three recessed steel shelves for load retention

Mobile on 4 swivel castors  
125mm diameter rubber tyre wheels

High gloss blue powder coated finish

**Optional Extra:** 2 braked swivel castors  
125mm diameter rubber tyre wheels  
For this option quote code number: **ST5700-B**  
in addition to the product code for the Shelf Trolley required



Internal Shelf Size L x W mm	Shelf Heights From Floor mm	Overall Size L x W x H mm	Weight Kg
1220 x 610	210 / 625 / 1040	1280 x 620 x 1250	57

**250KG**  
Load Capacity

# Distribution Trolleys and Mail Bag Trolleys



**MT983Y**  
**Standard Distribution Trolley**

Distribution Trolleys with steel frame and two removable baskets.

Mobile on two 200 mm rear wheels and two front swivel castors with 75 mm wheels.

**The rear wheels are fitted within the frame and the front castors are fitted with non-marking buffers to protect doorways, furniture etc.**


**100 kg Load Capacity (Evenly Distributed)**



**MT984Y**  
**Medium Distribution Trolley**



**MT985Y**  
**Large Distribution Trolley**



**Optional Extra: Rear Pannier Basket (To fit all trolleys)**

**For this option quote code number: PB800Z**

**3 Year Guarantee**

**Mail Bag Trolleys**  
Steel frame with radius corners and bag locators (mail bags not included)

Mobile on four swivel castors with 75 mm wheels.

**80 kg Load Capacity (Evenly Distributed)**



**SC983Y**  
**Stairclimber Distribution Trolley**

Mobile on two tri-wheel mounts with three 160 mm rubber tyre wheels and two front swivel castors with 75 mm wheels.



**MT987Y**  
**Holds one mail bag**



**MT988Y**  
**Holds two mail bags**



Made in Britain

Product Code: **MT983Y**

Standard Distribution Trolley  
with two removable baskets

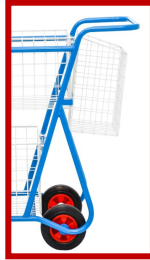
Mobile on 2 rear 200 mm rubber tyre wheels and 2 front swivel castors fitted with 75 mm wheels

High gloss blue powder coated finish with white baskets

**Optional Extra: Rear Pannier Basket**

**For this option quote code number: PB800Z**

In addition to the product code for the Distribution Trolley required  
(W320 x D210 x H420/360 mm)



Overall Size W x D x H mm	Basket Size W x D x H mm	Weight Kg
560 x 870 x 980	470 x 370 x 320	18

**100KG**  
Load Capacity

Product Code: **MT984Y**

Medium Distribution Trolley  
with two removable baskets

Mobile on 2 rear 200 mm rubber tyre wheels and 2 front swivel castors fitted with 75 mm wheels

High gloss blue powder coated finish with white baskets

**Optional Extra: Rear Pannier Basket**

**For this option quote code number: PB800Z**

In addition to the product code for the Distribution Trolley required  
(W320 x D210 x H420/360 mm)



Overall Size W x D x H mm	Basket Size W x D x H mm	Weight Kg
560 x 1000 x 980	470 x 520 x 320	19

**100KG**  
Load Capacity

Product Code: **MT985Y**

Large Distribution Trolley  
with two removable baskets

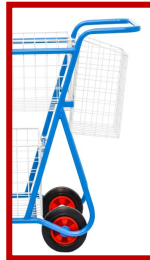
Mobile on 2 rear 200 mm rubber tyre wheels and 2 front swivel castors fitted with 75 mm wheels

High gloss blue powder coated finish with white baskets

**Optional Extra: Rear Pannier Basket**

**For this option quote code number: PB800Z**

In addition to the product code for the  
Distribution Trolley required  
(W320 x D210 x H420/360 mm)



Overall Size W x D x H mm	Basket Size W x D x H mm	Weight Kg
560 x 1280 x 980	470 x 770 x 320	24

**100KG**  
Load Capacity

Product Code: **SC983Y**

Stairclimber Distribution Trolley  
with two removable baskets

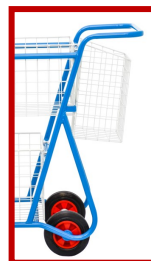
Mobile on 2 tri-wheel mounts with 3 x 160 mm rubber tyre wheels  
and 2 front swivel castors fitted with 75 mm wheels

High gloss blue powder coated finish with white baskets

**Optional Extra: Rear Pannier Basket**

**For this option quote code number: PB800Z**

In addition to the product code for the  
Distribution Trolley required  
(W320 x D210 x H420/360 mm)



Overall Size W x D x H mm	Basket Size W x D x H mm	Weight Kg
560 x 870 x 980	320 x 210 x 420/360	23

**100KG**  
Load Capacity

Product Code: **MT987Y**

Mail Bag Trolley

Holds one mail bag (**not included**)

Fully welded with radius corners

Mobile on four swivel castors fitted with 75 mm wheels

High gloss blue powder coated finish



Overall Size H x W x D mm	Weight Kg
1130 x 390 x 390	8

**80KG**  
Load Capacity

Product Code: **MT988Y**

Mail Bag Trolley

Holds two mail bags (**not included**)

Fully welded with radius corners

Mobile on four swivel castors fitted with 75 mm wheels

High gloss blue powder coated finish



Overall Size H x W x D mm	Weight Kg
1130 x 390 x 770	12

**80KG**  
Load Capacity

# Container Trolleys

Container Trolleys with steel frame  
and removable plastic boxes

Mobile on four swivel castors  
with 100 mm wheels

Complete with four  
plastic removable  
nesting containers



3 Year  
Guarantee

50 kg Load Capacity  
(Evenly Distributed)

Complete with two  
plastic removable  
attached lid containers



Made in Britain

Product Code: **GC4112**

Container Trolley

Complete with four plastic removable nesting containers  
 Mobile on four swivel castors fitted with 100 mm diameter wheels  
 High gloss blue powder coated finish



Overall Size H x W x D mm	Container External Size L x W x H mm	Container Internal Size L x W x H mm	Weight Kg
1010 x 570 x 990	520 x 350 x 200	440 x 315 x 195	12

**50KG**  
Load Capacity

Product Code: **GC4113**

Large Container Trolley

Complete with two plastic attached lid containers  
 Mobile on four swivel castors fitted with 100 mm diameter wheels  
 High gloss blue powder coated finish



Overall Size H x W x D mm	Container External Size L x W x H mm	Container Internal Size L x W x H mm	Weight Kg
1060 x 450 x 1000	594 x 394 x 315	510 x 338 x 280	13

**50KG**  
Load Capacity

# Mobile Tray Rack Trolleys

Container Trolleys with steel frame  
and removable plastic trays

Supplied With Polypropylene Removable Trays

Tray Size - External : L762 x W457 x H92 mm

Tray Size - Internal: L715 x W412 x H72 mm

250 kg Load Capacity

3 Year  
Guarantee



15 Tray Trolley

TR3115



10 Tray Trolley

TR3110  
with  
TR003Z

Mobile on four swivel castors with  
100 mm polypropylene wheels

**Optional Extra:**  
2 braked swivel castors

**For this option quote  
code number: TR003Z**

**Product  
Colour  
Options:**



Red



Green



Blue



Made in Britain

Product Code: **TR3110**

Mobile 10 Tray Rack Trolley

Complete with 10 polypropylene removable trays

Mobile on four swivel castors fitted with 100 mm diameter polypropylene wheels

High gloss powder coated finish in below colour options

**Optional Extra:** 2 braked swivel castors

**For this option quote code number: TR003Z**

(In addition to Mobile Tray Rack Product Code)

Overall Size H x W x D mm	Container External Size L x W x H mm	Container Internal Size L x W x H mm	Weight Kg
1240 x 570 x 800	762 x 457 x 92	715 x 412 x 72	43



**TR3110  
with  
TR003Z**

**250KG  
Load Capacity**

**Product  
Colour  
Options:**



Product Code: **TR3115**

Mobile 15 Tray Rack Trolley

Complete with 15 polypropylene removable trays

Mobile on four swivel castors fitted with 100 mm diameter polypropylene wheels

High gloss powder coated finish in below colour options

**Optional Extra:** 2 braked swivel castors

**For this option quote code number: TR003Z**

(In addition to Mobile Tray Rack Product Code)

Overall Size H x W x D mm	Container External Size L x W x H mm	Container Internal Size L x W x H mm	Weight Kg
1740 x 570 x 800	762 x 457 x 92	715 x 412 x 72	58



**250KG  
Load Capacity**

**Product  
Colour  
Options:**



# Heavy Duty Distribution Truck

Heavy Duty Box Section Construction  
with plywood base and two removable plywood shelves  
**500 kg Load Capacity**



**DT502H**

Mobile on two braked  
swivel castors and two  
fixed castors with 200 mm  
rubber tyre wheels



**Padlocking Facility**  
(padlock not included)



**3 Year  
Guarantee**

**Supplied with two  
removable plywood  
shelves**

**Lift and latch  
doors fold back  
against the sides  
of the truck for  
when opened**



Made in Britain

Product Code: **DT502H**

Heavy Duty Distribution Truck

Heavy duty box section frame with plywood base and two removable shelves

Mobile on 2 braked swivel castors and 2 fixed castors with 200mm diameter rubber tyre wheels

High gloss blue powder coated finish



**Padlocking Facility**  
(padlock not included)



DT502H shown with shelves removed



**Clear distance between shelves**  
475 mm

Overall Size H x W x D mm	Removable Shelf Internal Size L x W mm	Removable Shelf Weight kg	Overall Weight kg
1800 x 1200 x 750	1100 x 700	9	101

**500KG Load Capacity**

# HEAVY DUTY ROLL CONTAINER

Heavy Duty Box Section Construction  
Demountable Units With Stackable Bases

500 kg Load Capacity




**RB9502**

Mobile on two swivel castors and two fixed castors with 100 mm polypropylene wheels

Base available in three lengths:  
1000 mm  
1440 mm  
2000 mm

Supplied with two rod infill ends

Optional Extra:  
Full Side



3 Year  
Guarantee

Optional Extra:  
Rod Infill shelf



Optional Extra:  
Half Drop Side

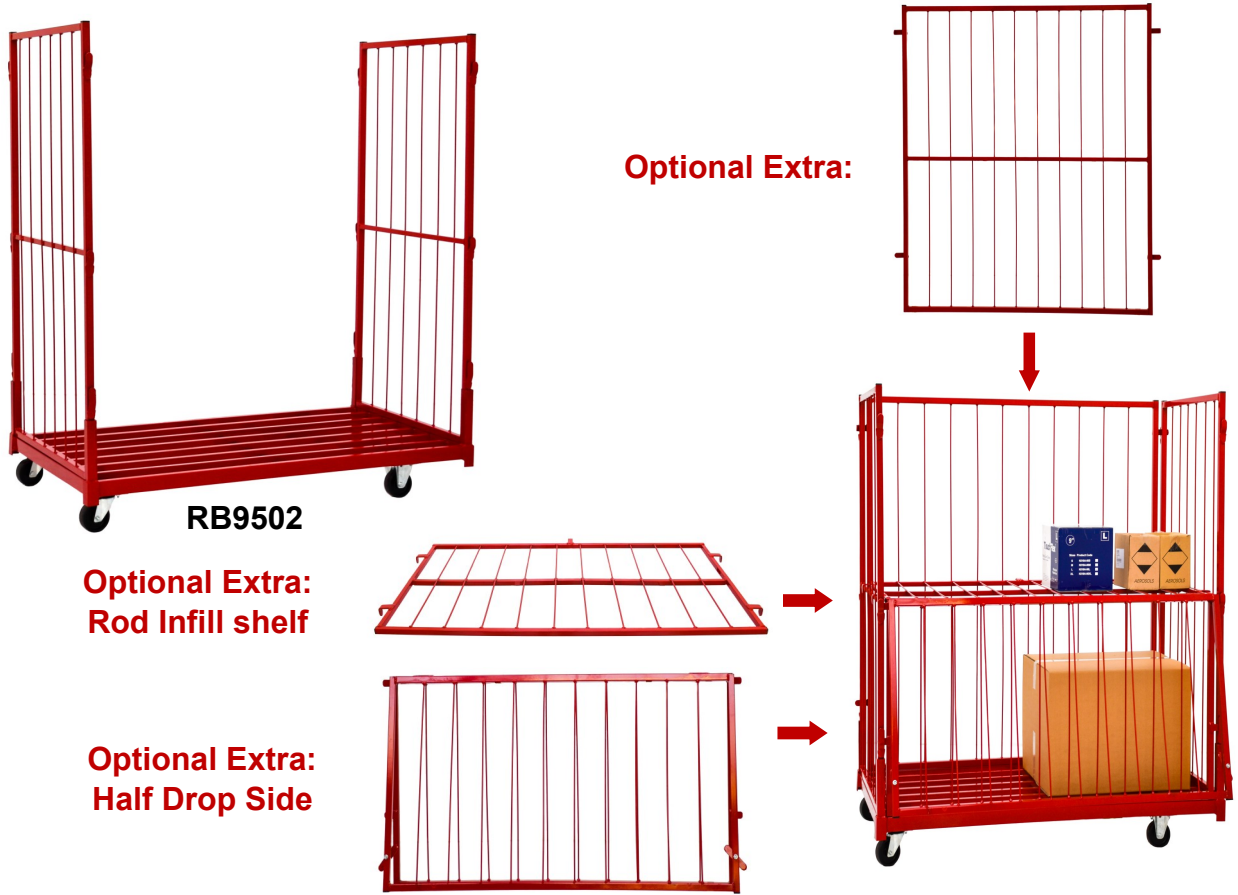


RB9502 shown with RC9502, RH9502 & RS9502



Made in Britain

**Heavy Duty Roll Container** - Heavy duty box section frame and base available in three sizes - see below table  
 Mobile on 2 swivel castors and 2 fixed castors with 100mm diameter polypropylene wheels  
 High gloss red powder coated finish



**RB9502 shown with RC9502, RH9502 & RS9502**

Product Code	Description	Overall Size L x W x H mm	Internal Size L x W x H mm	Weight kg
<b>RB9501</b>	Base and two ends	1100 x 848 x 1690	1000 x 800 x 1500	36
<b>RB9502</b>	Base and two ends	1540 x 848 x 1690	1440 x 800 x 1500	46
<b>RB9503</b>	Base and two ends	2100 x 848 x 1690	2000 x 800 x 1500	60
<b>RC9501</b>	Full side to suit RB9501	990 x 25 x 1500	-	9
<b>RC9502</b>	Full side to suit RB9502	1430 x 25 x 1500	-	12
<b>RC9503</b>	Full side to suit RB9503	1990 x 25 x 1500	-	17
<b>RH9501</b>	Half drop side to suit RB9501	990 x 25 x 1500	-	10
<b>RH9502</b>	Half drop side to suit RB9502	1430 x 25 x 1500	-	14
<b>RH9503</b>	Half drop side to suit RB9503	1990 x 25 x 1500	-	20
<b>RS9501</b>	Rod infill shelf to suit RB9501	980 x 730 x 25	-	5
<b>RS9502</b>	Rod infill shelf to suit RB9502	1420 x 730 x 25	-	7
<b>RS9503</b>	Rod infill shelf to suit RB9503	1980 x 730 x 25	-	10

**500KG Load Capacity**

# Board and Panel Moving Equipment

Adjustable Board Truck available with plywood or phenolic faced plywood base with two size options.

Fitted with two braked swivel castors and two fixed castors with 200 mm diameter rubber tyre wheels.



Self Adjusting Board and Panel Trolleys

Both trolleys self adjust to the width of the boards on loading

Available with puncture proof wheels or polypropylene wheels



**Able to hold several boards**

**200kg Load Capacity**

**3 Year Guarantee**

**PB100P**

**Puncture Proof Wheels**



Made in Britain



**PB100Y**

**Polypropylene Wheels**

Adjustable Board Truck

Mobile on 2 braked swivel castors and 2 fixed castors 200mm diameter rubber tyre wheels with roller bearings  
High gloss blue powder coated finish

Adjustable supports



FT527H

500KG  
Load Capacity

Product Code	Description	Base Size L x W x H mm	Overall Size L x W x H mm	Weight kg
FT407H	Plywood Base	1200 x 600 x 280	1340 x 600 x 1020	26
FT427H	Phenolic Base	1200 x 600 x 280	1340 x 600 x 1020	26
FT507H	Plywood Base	1200 x 800 x 280	1340 x 800 x 1020	30
FT527H	Phenolic Base	1000 x 800 x 280	1340 x 800 x 1020	30



PB100P

Puncture Proof Wheels



PB100Y

Polypropylene Wheels

200KG  
Load Capacity

Product Code	Description	Overall Size H x W x D mm	Weight kg
PB100P	Self Adjusting Board Trolley with 250 mm diameter puncture proof wheels	345 x 360 x 260	8
PB100Y	Self Adjusting Board Trolley with 150 mm diameter polypropylene wheels	295 x 290 x 235	7

# Platform and Shelf Trucks



Plywood  
Single End  
Truck

Platform and Shelf Trucks  
Mobile on 2 braked swivel castors and  
2 fixed castors with 200 mm diameter  
rubber tyre wheels with roller bearings.  
(850 x 500mm base size is fitted  
with 160mm diameter wheels)



Phenolic Base  
Single Mesh End  
Truck

## Base size options: L x W

850 x 500 mm

1000 x 500 mm

1000 x 700 mm

1200 x 600 mm

1200 x 600 mm



## Base Material Options:



**Plywood**  
Durable  
Strong



**Phenolic Faced Plywood**  
Wear Resistant  
Water Resistant



**Galvanised**  
Wear Resistant  
Water Resistant  
Smooth Finish

**3 Year  
Guarantee**



Phenolic  
Base  
Four Mesh  
Sides with  
Half Drop



**All Models  
500kg Load Capacity**



Plywood  
Two Shelf  
Truck



Galvanised  
Three Shelf  
Truck



Made in Britain

## Platform Trucks

**Platform Base Only** - Plywood / Phenolic Faced Plywood or Galvanised base available in 5 base sizes

Mobile on 2 braked swivel castors and 2 fixed castors 200mm diameter rubber tyre wheels with roller bearings

(\* 850 x 500 base size fitted with 160mm diameter wheels) High gloss blue powder coated finish

Product Code	Description	Base Size L x W x H mm	Overall Size L x W x H mm	Weight kg
FB100H	Plywood Base	850 x 500 x 240*	850 x 500 x 240	19
FB120H	Phenolic Base	850 x 500 x 240*	850 x 500 x 240	19
FB140H	Galvanised Base	850 x 500 x 240*	850 x 500 x 240	21
FB200H	Plywood Base	1000 x 600 x 280	1000 x 600 x 280	21
FB220H	Phenolic Base	1000 x 600 x 280	1000 x 600 x 280	21
FB240H	Galvanised Base	1000 x 600 x 280	1000 x 600 x 280	25
FB300H	Plywood Base	1000 x 700 x 280	1100 x 700 x 280	22
FB320H	Phenolic Base	1000 x 700 x 280	1100 x 700 x 280	22
FB340H	Galvanised Base	1000 x 700 x 280	1100 x 700 x 280	26
FB400H	Plywood Base	1200 x 600 x 280	1200 x 600 x 280	24
FB420H	Phenolic Base	1200 x 600 x 280	1200 x 600 x 280	24
FB440H	Galvanised Base	1200 x 600 x 280	1200 x 600 x 280	28
FB500H	Plywood Base	1200 x 800 x 280	1200 x 800 x 280	26
FB520H	Phenolic Base	1200 x 800 x 280	1200 x 800 x 280	26
FB540H	Galvanised Base	1200 x 800 x 280	1200 x 800 x 280	32



**500KG Load Capacity**

**Platform Truck - Single Bar End** - Plywood / Phenolic Faced Plywood or Galvanised base available in 5 base sizes

Mobile on 2 braked swivel castors and 2 fixed castors 200mm diameter rubber tyre wheels with roller bearings

(\* 850 x 500 base size fitted with 160mm diameter wheels) High gloss blue powder coated finish

Product Code	Description	Base Size L x W x H mm	Overall Size L x W x H mm	Weight kg
FT100H	Plywood Base	850 x 500 x 240*	990 x 500 x 980	21
FT120H	Phenolic Base	850 x 500 x 240*	990 x 500 x 980	21
FT140H	Galvanised Base	850 x 500 x 240*	990 x 500 x 980	23
FT200H	Plywood Base	1000 x 600 x 280	1140 x 600 x 1020	24
FT220H	Phenolic Base	1000 x 600 x 280	1140 x 600 x 1020	24
FT240H	Galvanised Base	1000 x 600 x 280	1140 x 600 x 1020	27
FT300H	Plywood Base	1000 x 700 x 280	1140 x 700 x 1020	26
FT320H	Phenolic Base	1000 x 700 x 280	1140 x 700 x 1020	26
FT340H	Galvanised Base	1000 x 700 x 280	1140 x 700 x 1020	30
FT400H	Plywood Base	1200 x 600 x 280	1340 x 600 x 1020	27
FT420H	Phenolic Base	1200 x 600 x 280	1340 x 600 x 1020	27
FT440H	Galvanised Base	1200 x 600 x 280	1340 x 600 x 1020	31
FT500H	Plywood Base	1200 x 800 x 280	1340 x 800 x 1020	30
FT520H	Phenolic Base	1200 x 800 x 280	1340 x 800 x 1020	30
FT540H	Galvanised Base	1200 x 800 x 280	1340 x 800 x 1020	35



**500KG Load Capacity**

## Platform Trucks

### Platform Truck - Single Mesh End - Plywood / Phenolic Faced Plywood or Galvanised base available in 5 base sizes

Mobile on 2 braked swivel castors and 2 fixed castors 200mm diameter rubber tyre wheels with roller bearings

(\* 850 x 500 base size fitted with 160mm diameter wheels) High gloss blue powder coated finish

Product Code	Description	Base Size L x W x H mm	Overall Size L x W x H mm	Weight kg
FT101H	Plywood Base	850 x 500 x 240*	990 x 500 x 980	22
FT121H	Phenolic Base	850 x 500 x 240*	990 x 500 x 980	22
FT141H	Galvanised Base	850 x 500 x 240*	990 x 500 x 980	24
FT201H	Plywood Base	1000 x 600 x 280	1140 x 600 x 1020	25
FT221H	Phenolic Base	1000 x 600 x 280	1140 x 600 x 1020	25
FT241H	Galvanised Base	1000 x 600 x 280	1140 x 600 x 1020	28
FT301H	Plywood Base	1000 x 700 x 280	1140 x 700 x 1020	27
FT321H	Phenolic Base	1000 x 700 x 280	1140 x 700 x 1020	27
FT341H	Galvanised Base	1000 x 700 x 280	1140 x 700 x 1020	31
FT401H	Plywood Base	1200 x 600 x 280	1340 x 600 x 1020	28
FT421H	Phenolic Base	1200 x 600 x 280	1340 x 600 x 1020	28
FT441H	Galvanised Base	1200 x 600 x 280	1340 x 600 x 1020	32
FT501H	Plywood Base	1200 x 800 x 280	1340 x 800 x 1020	31
FT521H	Phenolic Base	1200 x 800 x 280	1340 x 800 x 1020	31
FT541H	Galvanised Base	1200 x 800 x 280	1340 x 800 x 1020	36



**500KG Load Capacity**

### Platform Truck - Double Mesh End - Plywood / Phenolic Faced Plywood or Galvanised base available in 5 base sizes

Mobile on 2 braked swivel castors and 2 fixed castors 200mm diameter rubber tyre wheels with roller bearings

(\* 850 x 500 base size fitted with 160mm diameter wheels) High gloss blue powder coated finish

Product Code	Description	Base Size L x W x H mm	Overall Size L x W x H mm	Weight kg
FT102H	Plywood Base	850 x 500 x 240*	990 x 500 x 980	25
FT122H	Phenolic Base	850 x 500 x 240*	990 x 500 x 980	25
FT142H	Galvanised Base	850 x 500 x 240*	990 x 500 x 980	27
FT202H	Plywood Base	1000 x 600 x 280	1140 x 600 x 1020	29
FT222H	Phenolic Base	1000 x 600 x 280	1140 x 600 x 1020	29
FT242H	Galvanised Base	1000 x 600 x 280	1140 x 600 x 1020	32
FT302H	Plywood Base	1000 x 700 x 280	1140 x 700 x 1020	31
FT322H	Phenolic Base	1000 x 700 x 280	1140 x 700 x 1020	31
FT342H	Galvanised Base	1000 x 700 x 280	1140 x 700 x 1020	35
FT402H	Plywood Base	1200 x 600 x 280	1340 x 600 x 1020	32
FT422H	Phenolic Base	1200 x 600 x 280	1340 x 600 x 1020	32
FT442H	Galvanised Base	1200 x 600 x 280	1340 x 600 x 1020	36
FT502H	Plywood Base	1200 x 800 x 280	1340 x 800 x 1020	35
FT522H	Phenolic Base	1200 x 800 x 280	1340 x 800 x 1020	35
FT542H	Galvanised Base	1200 x 800 x 280	1340 x 800 x 1020	40



**500KG Load Capacity**

## Platform Trucks

**Platform Truck - 3 Mesh Sides** - Plywood / Phenolic Faced Plywood or Galvanised base available in 5 base sizes

Mobile on 2 braked swivel castors and 2 fixed castors 200mm diameter rubber tyre wheels with roller bearings

(\* 850 x 500 base size fitted with 160mm diameter wheels) High gloss blue powder coated finish

Product Code	Description	Base Size L x W x H mm	Overall Size L x W x H mm	Weight kg
FT103H	Plywood Base	850 x 500 x 240*	990 x 500 x 980	26
FT123H	Phenolic Base	850 x 500 x 240*	990 x 500 x 980	26
FT143H	Galvanised Base	850 x 500 x 240*	990 x 500 x 980	28
FT203H	Plywood Base	1000 x 600 x 280	1140 x 600 x 1020	30
FT223H	Phenolic Base	1000 x 600 x 280	1140 x 600 x 1020	30
FT243H	Galvanised Base	1000 x 600 x 280	1140 x 600 x 1020	33
FT303H	Plywood Base	1000 x 700 x 280	1140 x 700 x 1020	32
FT323H	Phenolic Base	1000 x 700 x 280	1140 x 700 x 1020	32
FT343H	Galvanised Base	1000 x 700 x 280	1140 x 700 x 1020	36
FT403H	Plywood Base	1200 x 600 x 280	1340 x 600 x 1020	33
FT423H	Phenolic Base	1200 x 600 x 280	1340 x 600 x 1020	33
FT443H	Galvanised Base	1200 x 600 x 280	1340 x 600 x 1020	37
FT503H	Plywood Base	1200 x 800 x 280	1340 x 800 x 1020	36
FT523H	Phenolic Base	1200 x 800 x 280	1340 x 800 x 1020	36
FT543H	Galvanised Base	1200 x 800 x 280	1340 x 800 x 1020	41



**500KG Load Capacity**

**Platform Truck - 4 Mesh Sides** - Plywood / Phenolic Faced Plywood or Galvanised base available in 5 base sizes

Mobile on 2 braked swivel castors and 2 fixed castors 200mm diameter rubber tyre wheels with roller bearings

(\* 850 x 500 base size fitted with 160mm diameter wheels) High gloss blue powder coated finish

Product Code	Description	Base Size L x W x H mm	Overall Size L x W x H mm	Weight kg
FT104H	Plywood Base	850 x 500 x 240*	990 x 500 x 980	27
FT124H	Phenolic Base	850 x 500 x 240*	990 x 500 x 980	27
FT144H	Galvanised Base	850 x 500 x 240*	990 x 500 x 980	29
FT204H	Plywood Base	1000 x 600 x 280	1140 x 600 x 1020	31
FT224H	Phenolic Base	1000 x 600 x 280	1140 x 600 x 1020	31
FT244H	Galvanised Base	1000 x 600 x 280	1140 x 600 x 1020	34
FT304H	Plywood Base	1000 x 700 x 280	1140 x 700 x 1020	33
FT324H	Phenolic Base	1000 x 700 x 280	1140 x 700 x 1020	33
FT344H	Galvanised Base	1000 x 700 x 280	1140 x 700 x 1020	37
FT404H	Plywood Base	1200 x 600 x 280	1340 x 600 x 1020	34
FT424H	Phenolic Base	1200 x 600 x 280	1340 x 600 x 1020	34
FT444H	Galvanised Base	1200 x 600 x 280	1340 x 600 x 1020	38
FT504H	Plywood Base	1200 x 800 x 280	1340 x 800 x 1020	37
FT524H	Phenolic Base	1200 x 800 x 280	1340 x 800 x 1020	37
FT544H	Galvanised Base	1200 x 800 x 280	1340 x 800 x 1020	42



**500KG Load Capacity**

## Platform Trucks

**Platform Truck - 4 Mesh Sides & Half Drop** - Plywood / Phenolic Faced Plywood or Galvanised base available in 5 base sizes  
 Mobile on 2 braked swivel castors and 2 fixed castors 200mm diameter rubber tyre wheels with roller bearings  
 (\* 850 x 500 base size fitted with 160mm diameter wheels) High gloss blue powder coated finish

Product Code	Description	Base Size L x W x H mm	Overall Size L x W x H mm	Weight kg
FT105H	Plywood Base	850 x 500 x 240*	990 x 500 x 980	27
FT125H	Phenolic Base	850 x 500 x 240*	990 x 500 x 980	27
FT145H	Galvanised Base	850 x 500 x 240*	990 x 500 x 980	29
FT205H	Plywood Base	1000 x 600 x 280	1140 x 600 x 1020	31
FT225H	Phenolic Base	1000 x 600 x 280	1140 x 600 x 1020	31
FT245H	Galvanised Base	1000 x 600 x 280	1140 x 600 x 1020	34
FT305H	Plywood Base	1000 x 700 x 280	1140 x 700 x 1020	33
FT325H	Phenolic Base	1000 x 700 x 280	1140 x 700 x 1020	33
FT345H	Galvanised Base	1000 x 700 x 280	1140 x 700 x 1020	37
FT405H	Plywood Base	1200 x 600 x 280	1340 x 600 x 1020	34
FT425H	Phenolic Base	1200 x 600 x 280	1340 x 600 x 1020	34
FT445H	Galvanised Base	1200 x 600 x 280	1340 x 600 x 1020	38
FT505H	Plywood Base	1200 x 800 x 280	1340 x 800 x 1020	37
FT525H	Phenolic Base	1200 x 800 x 280	1340 x 800 x 1020	37
FT545H	Galvanised Base	1200 x 800 x 280	1340 x 800 x 1020	42



**Plywood Base**



**Phenolic Base**



**Galvanised Base**

**500KG Load Capacity**

**Platform Truck - Two Bar Side** - Plywood / Phenolic Faced Plywood or Galvanised base available in 5 base sizes  
 Mobile on 2 braked swivel castors and 2 fixed castors 200mm diameter rubber tyre wheels with roller bearings  
 (\* 850 x 500 base size fitted with 160mm diameter wheels) High gloss blue powder coated finish

Product Code	Description	Base Size L x W x H mm	Overall Size L x W x H mm	Weight kg
FT106H	Plywood Base	850 x 500 x 240*	990 x 500 x 980	23
FT126H	Phenolic Base	850 x 500 x 240*	990 x 500 x 980	23
FT146H	Galvanised Base	850 x 500 x 240*	990 x 500 x 980	25
FT206H	Plywood Base	1000 x 600 x 280	1140 x 600 x 1020	25
FT226H	Phenolic Base	1000 x 600 x 280	1140 x 600 x 1020	25
FT246H	Galvanised Base	1000 x 600 x 280	1140 x 600 x 1020	29
FT306H	Plywood Base	1000 x 700 x 280	1140 x 700 x 1020	26
FT326H	Phenolic Base	1000 x 700 x 280	1140 x 700 x 1020	26
FT346H	Galvanised Base	1000 x 700 x 280	1140 x 700 x 1020	30
FT406H	Plywood Base	1200 x 600 x 280	1340 x 600 x 1020	28
FT426H	Phenolic Base	1200 x 600 x 280	1340 x 600 x 1020	28
FT446H	Galvanised Base	1200 x 600 x 280	1340 x 600 x 1020	32
FT506H	Plywood Base	1200 x 800 x 280	1340 x 800 x 1020	30
FT526H	Phenolic Base	1200 x 800 x 280	1340 x 800 x 1020	30
FT546H	Galvanised Base	1200 x 800 x 280	1340 x 800 x 1020	36



**Plywood Base**



**Phenolic Base**



**Galvanised Base**

**500KG Load Capacity**

## Platform Trucks

**Platform Truck - Single End** - Plywood / Phenolic Faced Plywood base and end available in 5 base sizes  
 Mobile on 2 braked swivel castors and 2 fixed castors 200mm diameter rubber tyre wheels with roller bearings  
 (\* 850 x 500 base size fitted with 160mm diameter wheels) High gloss blue powder coated finish

Product Code	Description	Base Size L x W x H mm	Overall Size L x W x H mm	Weight kg
FT111H	Plywood Base & End	850 x 500 x 240*	990 x 500 x 980	22
FT131H	Phenolic Base & End	850 x 500 x 240*	990 x 500 x 980	22
FT211H	Plywood Base & End	1000 x 600 x 280	1140 x 600 x 1020	25
FT231H	Phenolic Base & End	1000 x 600 x 280	1140 x 600 x 1020	25
FT311H	Plywood Base & End	1000 x 700 x 280	1140 x 700 x 1020	27
FT331H	Phenolic Base & End	1000 x 700 x 280	1140 x 700 x 1020	27
FT411H	Plywood Base & End	1200 x 600 x 280	1340 x 600 x 1020	28
FT431H	Phenolic Base & End	1200 x 600 x 280	1340 x 600 x 1020	28
FT511H	Plywood Base & End	1200 x 800 x 280	1340 x 800 x 1020	31
FT531H	Phenolic Base & End	1200 x 800 x 280	1340 x 800 x 1020	31



**500KG Load Capacity**

**Platform Truck - Double End** - Plywood / Phenolic Faced Plywood base and end available in 5 base sizes  
 Mobile on 2 braked swivel castors and 2 fixed castors 200mm diameter rubber tyre wheels with roller bearings  
 (\* 850 x 500 base size fitted with 160mm diameter wheels) High gloss blue powder coated finish

Product Code	Description	Base Size L x W x H mm	Overall Size L x W x H mm	Weight kg
FT112H	Plywood Base & Ends	850 x 500 x 240*	990 x 500 x 980	25
FT132H	Phenolic Base & Ends	850 x 500 x 240*	990 x 500 x 980	25
FT212H	Plywood Base & Ends	1000 x 600 x 280	1140 x 600 x 1020	29
FT232H	Phenolic Base & Ends	1000 x 600 x 280	1140 x 600 x 1020	29
FT312H	Plywood Base & Ends	1000 x 700 x 280	1140 x 700 x 1020	31
FT332H	Phenolic Base & Ends	1000 x 700 x 280	1140 x 700 x 1020	31
FT412H	Plywood Base & Ends	1200 x 600 x 280	1340 x 600 x 1020	32
FT432H	Phenolic Base & Ends	1200 x 600 x 280	1340 x 600 x 1020	32
FT512H	Plywood Base & Ends	1200 x 800 x 280	1340 x 800 x 1020	35
FT532H	Phenolic Base & Ends	1200 x 800 x 280	1340 x 800 x 1020	35



**500KG Load Capacity**

## Platform Trucks

**Platform Truck - 3 Sides** - Plywood / Phenolic Faced Plywood base and sides available in 5 base sizes

Mobile on 2 braked swivel castors and 2 fixed castors 200mm diameter rubber tyre wheels with roller bearings

(\* 850 x 500 base size fitted with 160mm diameter wheels) High gloss blue powder coated finish

Product Code	Description	Base Size L x W x H mm	Overall Size L x W x H mm	Weight kg
FT113H	Plywood Base & Ends	850 x 500 x 240*	990 x 500 x 980	26
FT133H	Phenolic Base & Ends	850 x 500 x 240*	990 x 500 x 980	26
FT213H	Plywood Base & Ends	1000 x 600 x 280	1140 x 600 x 1020	30
FT233H	Phenolic Base & Ends	1000 x 600 x 280	1140 x 600 x 1020	30
FT313H	Plywood Base & Ends	1000 x 700 x 280	1140 x 700 x 1020	32
FT333H	Phenolic Base & Ends	1000 x 700 x 280	1140 x 700 x 1020	32
FT413H	Plywood Base & Ends	1200 x 600 x 280	1340 x 600 x 1020	34
FT433H	Phenolic Base & Ends	1200 x 600 x 280	1340 x 600 x 1020	34
FT513H	Plywood Base & Ends	1200 x 800 x 280	1340 x 800 x 1020	36
FT533H	Phenolic Base & Ends	1200 x 800 x 280	1340 x 800 x 1020	36



Plywood Base & Sides



Phenolic Base & Sides

500KG Load Capacity

**Platform Truck - 4 Sides** - Plywood / Phenolic Faced Plywood base and sides available in 5 base sizes

Mobile on 2 braked swivel castors and 2 fixed castors 200mm diameter rubber tyre wheels with roller bearings

(\* 850 x 500 base size fitted with 160mm diameter wheels) High gloss blue powder coated finish

Product Code	Description	Base Size L x W x H mm	Overall Size L x W x H mm	Weight kg
FT114H	Plywood Base & Ends	850 x 500 x 240*	990 x 500 x 980	27
FT134H	Phenolic Base & Ends	850 x 500 x 240*	990 x 500 x 980	27
FT214H	Plywood Base & Ends	1000 x 600 x 280	1140 x 600 x 1020	31
FT234H	Phenolic Base & Ends	1000 x 600 x 280	1140 x 600 x 1020	31
FT314H	Plywood Base & Ends	1000 x 700 x 280	1140 x 700 x 1020	33
FT334H	Phenolic Base & Ends	1000 x 700 x 280	1140 x 700 x 1020	33
FT414H	Plywood Base & Ends	1200 x 600 x 280	1340 x 600 x 1020	35
FT434H	Phenolic Base & Ends	1200 x 600 x 280	1340 x 600 x 1020	35
FT514H	Plywood Base & Ends	1200 x 800 x 280	1340 x 800 x 1020	37
FT534H	Phenolic Base & Ends	1200 x 800 x 280	1340 x 800 x 1020	37



Plywood Base & Sides



Phenolic Base & Sides

500KG Load Capacity

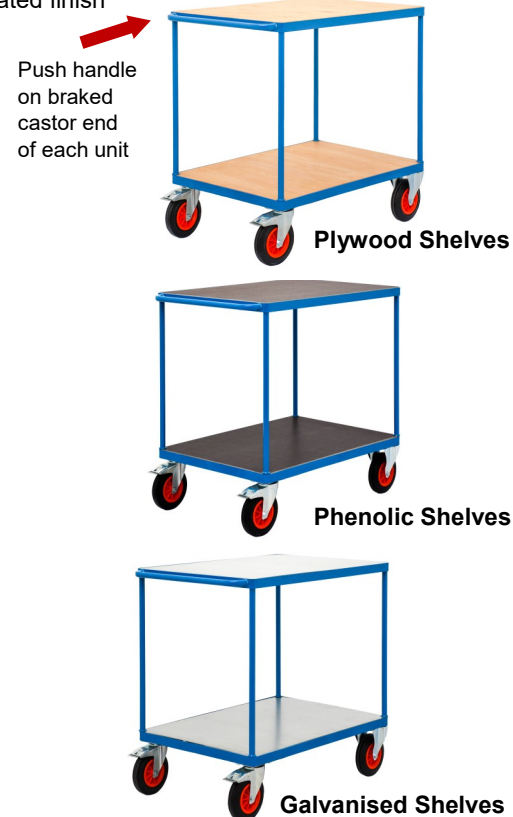
## Shelf Trucks

**Shelf Truck - 2 Shelves** - Plywood / Phenolic Faced Plywood or Galvanised base and shelf available in 5 base sizes

Mobile on 2 braked swivel castors and 2 fixed castors 200mm diameter rubber tyre wheels with roller bearings

(\* 850 x 500 base size fitted with 160mm diameter wheels) High gloss blue powder coated finish

Product Code	Description	Base Size L x W x H mm	Overall Size L x W x H mm	Weight kg
FT181H	Plywood Base	850 x 500 x 240*	990 x 500 x 980	30
FT182H	Phenolic Base	850 x 500 x 240*	990 x 500 x 980	30
FT183H	Galvanised Base	850 x 500 x 240*	990 x 500 x 980	35
FT281H	Plywood Base	1000 x 600 x 280	1140 x 600 x 1020	34
FT282H	Phenolic Base	1000 x 600 x 280	1140 x 600 x 1020	34
FT283H	Galvanised Base	1000 x 600 x 280	1140 x 600 x 1020	40
FT381H	Plywood Base	1000 x 700 x 280	1140 x 700 x 1020	38
FT382H	Phenolic Base	1000 x 700 x 280	1140 x 700 x 1020	38
FT383H	Galvanised Base	1000 x 700 x 280	1140 x 700 x 1020	47
FT481H	Plywood Base	1200 x 600 x 280	1340 x 600 x 1020	39
FT482H	Phenolic Base	1200 x 600 x 280	1340 x 600 x 1020	39
FT483H	Galvanised Base	1200 x 600 x 280	1340 x 600 x 1020	53
FT581H	Plywood Base	1200 x 800 x 280	1340 x 800 x 1020	41
FT582H	Phenolic Base	1200 x 800 x 280	1340 x 800 x 1020	41
FT583H	Galvanised Base	1200 x 800 x 280	1340 x 800 x 1020	55



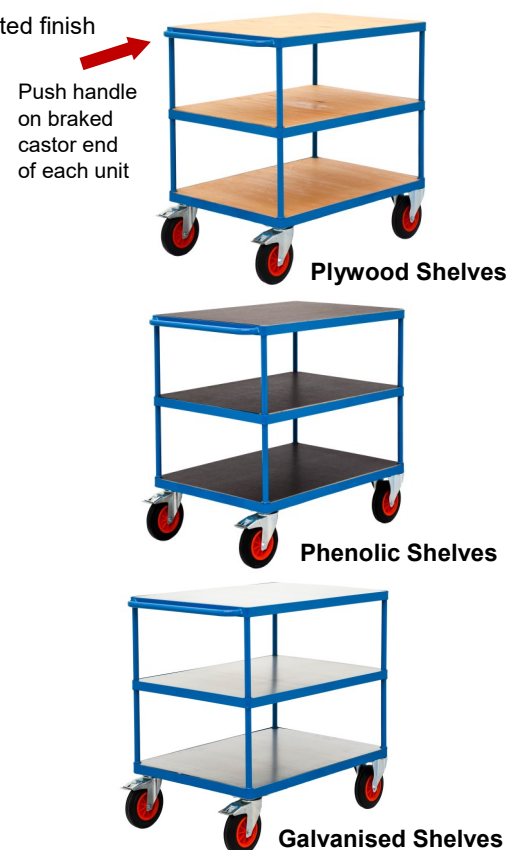
**500KG Load Capacity**

**Shelf Truck - 3 Shelves** - Plywood / Phenolic Faced Plywood or Galvanised base and shelves available in 5 base sizes

Mobile on 2 braked swivel castors and 2 fixed castors 200mm diameter rubber tyre wheels with roller bearings

(\* 850 x 500 base size fitted with 160mm diameter wheels) High gloss blue powder coated finish

Product Code	Description	Base Size L x W x H mm	Overall Size L x W x H mm	Weight kg
FT191H	Plywood Base	850 x 500 x 240*	990 x 500 x 980	37
FT192H	Phenolic Base	850 x 500 x 240*	990 x 500 x 980	37
FT193H	Galvanised Base	850 x 500 x 240*	990 x 500 x 980	45
FT291H	Plywood Base	1000 x 600 x 280	1140 x 600 x 1020	40
FT292H	Phenolic Base	1000 x 600 x 280	1140 x 600 x 1020	40
FT293H	Galvanised Base	1000 x 600 x 280	1140 x 600 x 1020	49
FT391H	Plywood Base	1000 x 700 x 280	1140 x 700 x 1020	46
FT392H	Phenolic Base	1000 x 700 x 280	1140 x 700 x 1020	46
FT393H	Galvanised Base	1000 x 700 x 280	1140 x 700 x 1020	59
FT491H	Plywood Base	1200 x 600 x 280	1340 x 600 x 1020	48
FT492H	Phenolic Base	1200 x 600 x 280	1340 x 600 x 1020	48
FT493H	Galvanised Base	1200 x 600 x 280	1340 x 600 x 1020	61
FT591H	Plywood Base	1200 x 800 x 280	1340 x 800 x 1020	53
FT592H	Phenolic Base	1200 x 800 x 280	1340 x 800 x 1020	53
FT593H	Galvanised Base	1200 x 800 x 280	1340 x 800 x 1020	69



**500KG Load Capacity**

# Platform and Shelf Trucks



PT701M

Platform and Shelf Trucks with steel mesh platform and shelves or phenolic faced plywood finish on the platform and shelves.

Platform Trucks are available with a single or double end.

Shelf Trucks are available with one or two shelves.

Mobile on 2 braked swivel castors and 2 fixed castors with 160 mm diameter rubber tyre wheels with roller bearings.



PT701R



PT702M

**All Models  
500kg Load Capacity**

**3 Year  
Guarantee**



PT702R



PT703M



Two shelf units have an interchangeable shelf height. Easy to change from a low level to a high level shelf.



PT703R



PT704M



All units will accommodate three standard containers 400mm x 600mm on platform and each shelf level.  
(Containers not supplied).



PT704R



Made in Britain

Product Code: **PT701M**

Platform Truck With Steel Mesh Platform and Single End Handle

Mobile on 2 braked swivel castors and 2 fixed castors  
 160mm diameter rubber tyre wheels with roller bearings  
 High gloss red and grey powder coated finish

Internal Platform Size L x W mm	Platform Height From Floor mm	Platform Capacity kg	Overall Size L x W x H mm	Weight kg
1220 x 600	250	500	1280 x 660 x 1260	41



**500KG**  
Load Capacity

Product Code: **PT702M**

Platform Truck With Steel Mesh Platform and Double End Handle

Mobile on 2 braked swivel castors and 2 fixed castors  
 160mm diameter rubber tyre wheels with roller bearings  
 High gloss red and grey powder coated finish

Internal Platform Size L x W mm	Platform Height From Floor mm	Platform Capacity kg	Overall Size L x W x H mm	Weight kg
1220 x 600	250	500	1280 x 660 x 1260	47



**500KG**  
Load Capacity

Product Code: **PT703M**

Shelf Truck With Steel Mesh Platform and Single Interchangeable Shelf and Double End Handle

Mobile on 2 braked swivel castors and 2 fixed castors  
160mm diameter rubber tyre wheels with roller bearings

High gloss red and grey powder coated finish



Internal Platform / Shelf Size L x W mm	Platform / Shelf Heights From Floor mm	Platform Capacity kg	Overall Size L x W x H mm	Weight kg
1220 x 600	250 / 640 / 950	500	1280 x 660 x 1260	56

**Clear Distance Between Shelves**

Platform / Low shelf level 385mm

Platform / High shelf level 695mm



The shelf is easily changed from a low level to a high level shelf.

**500KG  
Load Capacity**

Product Code: **PT704M**

Shelf Truck With Steel Mesh Platform and Shelves and Double End Handle

Mobile on 2 braked swivel castors and 2 fixed castors  
160mm diameter rubber tyre wheels with roller bearings

High gloss red and grey powder coated finish



Internal Platform / Shelf Size L x W mm	Platform / Shelf Heights From Floor mm	Platform Capacity kg	Overall Size L x W x H mm	Weight kg
1220 x 600	250 / 640 / 950	500	1280 x 660 x 1260	65

**Clear Distance Between Shelves**

Platform / Low shelf level 385mm

Platform / High shelf level 695mm

Low shelf level / High shelf level 270mm

Shelves can be easily removed to suit requirements.

**500KG  
Load Capacity**

Product Code: **PT701R**

Platform Truck With Phenolic Faced Plywood Platform and Single End Handle

Mobile on 2 braked swivel castors and 2 fixed castors  
160mm diameter rubber tyre wheels with roller bearings

High gloss red and grey powder coated finish

Internal Platform Size L x W mm	Platform Height From Floor mm	Platform Capacity kg	Overall Size L x W x H mm	Weight kg
1220 x 600	250	500	1280 x 660 x 1260	41



**500KG**  
Load Capacity

Product Code: **PT702R**

Platform Truck With Phenolic Faced Plywood Platform and Double End Handle

Mobile on 2 braked swivel castors and 2 fixed castors  
160mm diameter rubber tyre wheels with roller bearings

High gloss red and grey powder coated finish

Internal Platform Size L x W mm	Platform Height From Floor mm	Platform Capacity kg	Overall Size L x W x H mm	Weight kg
1220 x 600	250	500	1280 x 660 x 1260	47



**500KG**  
Load Capacity

Product Code: **PT703R**

Shelf Truck With Phenolic Faced Plywood Platform and Single Interchangeable Shelf and Double End Handle

Mobile on 2 braked swivel castors and 2 fixed castors  
160mm diameter rubber tyre wheels with roller bearings

High gloss red and grey powder coated finish



The shelf is easily changed from a low level to a high level shelf.

Internal Platform / Shelf Size L x W mm	Platform / Shelf Heights From Floor mm	Platform Capacity kg	Overall Size L x W x H mm	Weight kg
1220 x 600	250 / 655 / 970	500	1280 x 660 x 1260	56

**Clear Distance Between Shelves**

Platform / Low shelf level 400mm

Platform / High shelf level 690mm



**500KG**  
Load Capacity

Product Code: **PT704R**

Shelf Truck With Phenolic Faced Plywood Platform and Two Shelves and Double End Handle

Mobile on 2 braked swivel castors and 2 fixed castors  
160mm diameter rubber tyre wheels with roller bearings

High gloss red and grey powder coated finish



Shelves can be easily removed to suit requirements.

Internal Platform / Shelf Size L x W mm	Platform / Shelf Heights From Floor mm	Platform Capacity kg	Overall Size L x W x H mm	Weight kg
1220 x 600	250 / 655 / 970	500	1280 x 660 x 1260	65

**Clear Distance Between Shelves**

Platform / Low shelf level 400mm

Platform / High shelf level 690mm

Low shelf level / High shelf level 270mm

**500KG**  
Load Capacity

# Heavy Duty Three Way Hand Truck

A multi-purpose truck that easily converts from a sack truck to a supported sack truck or platform truck.

Fitted heavy duty two 200 mm diameter rubber tyre wheels with roller bearings and two swivel castors with 125 mm rubber tyre wheels.

**Wheels are set into the overall width of the frame to facilitate use through doorways and narrow aisles**



**Sack Truck Mode**



**Supported Sack Truck Mode**

**300kg Load Capacity**



**Platform Truck Mode**

**Workable Platform Length 1075 mm**

**3 Year  
Guarantee**



Made in Britain

Product Code: **FJ135Y**

Heavy Duty Three Way Hand Truck

200 mm diameter rubber wheels

Swivel castors with 125 mm diameter rubber tyre wheels

High gloss blue powder coated finish

Overall Size Sack Truck Mode H x W x D mm	Toe Plate W x D mm	Weight kg
1270 x 510 x 430	510 x 200	28

**Sack Truck Mode**



Overall Size Supported Sack Truck Mode H x W x D mm	Toe Plate W x D mm	Weight kg
850 x 510 x 1190	510 x 200	28

**Supported Sack Truck Mode**




Overall Size Platform Truck Mode H x W x D mm	Platform Length mm	Weight kg
715 x 510 x 1270	1075	28

**Platform Truck Mode**

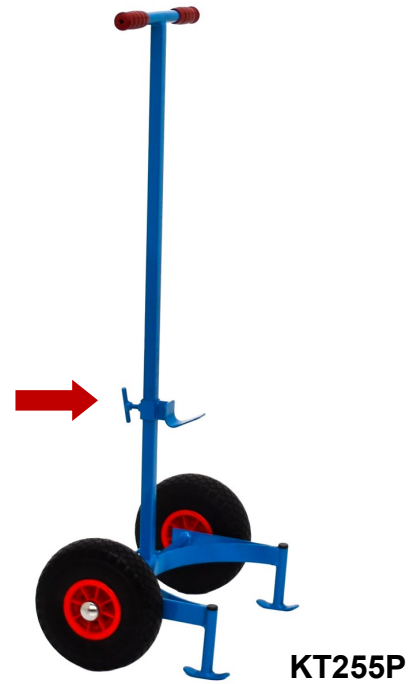


**300KG**  
Load Capacity

# Keg Hand Trucks



Adjustable Height Lever  
Easily adjusts to the height of the barrel



Keg Hand Truck With  
200 mm Diameter Heavy  
Duty Rubber Tyre Wheels



150KG  
Load Capacity

Keg Hand Truck With  
250 mm Diameter  
Puncture Proof Wheels



Heavy Duty Steel  
Frame Construction



3 Year  
Guarantee



Made in Britain

Product Code: **KT255H**

Keg Hand Truck  
 200 mm diameter heavy duty rubber tyre wheels  
 High gloss blue powder coated finish

Overall Size H x W x D mm	Weight kg
1260 x 570 x 360	7



**150KG**  
Load Capacity

Product Code: **KT255P**

Keg Hand Truck  
 250 mm diameter puncture proof wheels  
 High gloss blue powder coated finish

Overall Size H x W x D mm	Weight kg
1260 x 600 x 490	9



**150KG**  
Load Capacity

# General Use Hand Trucks



**TS139H**

**Concave Back Truck With 200 mm Diameter Heavy Duty Rubber Tyre Wheels**



**TS139P**

**Concave Back All Terrain Truck With 250 mm Diameter Puncture Proof Wheels**



**TS146P**

**Concave Back All Terrain Truck With Compact Toe Plate and 250 mm Diameter Puncture Proof Wheels**



**TS246P**

**Concave Back All Terrain Truck With Deep Toe Plate and 250 mm Diameter Puncture Proof Wheels**



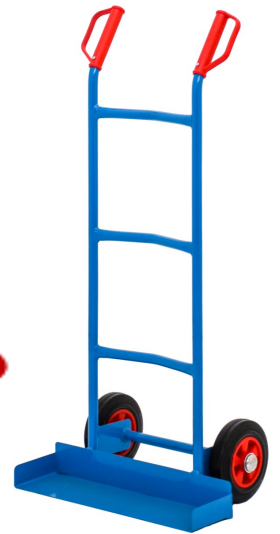
**FJ182H**

**Compact Delivery Truck With Folding Toe and 200 mm Diameter Heavy Duty Rubber Tyre Wheels**

**3 Year Guarantee**



**Chair Carrier Truck With 200 mm Diameter Heavy Duty Rubber Tyre Wheels**



**TS142H**



**TS157H**

**Concave Back Truck With 200 mm Diameter Heavy Duty Rubber Tyre Wheels**

**Concave Back All Terrain Truck With 250 mm Diameter Puncture Proof Wheels**



**TS157P**



Made in Britain

Product Code: **FJ182H**

Compact Delivery Hand Truck  
 with folding toe  
 200 mm diameter heavy duty rubber tyre wheels  
 High gloss blue or red powder coated finish

Overall Size H x W x D mm	Depth Toe Folded mm	Folding Toe W x D mm	Weight kg
1020 x 500 x 560	235	3100 x 330	10



**200KG**  
Load Capacity

Product Code: **TS142H**

Chair Carrier Hand Truck  
 Fixed toe plate  
 Knuckle guard hand grips  
 200 mm diameter heavy duty rubber tyre wheels  
 High gloss blue powder coated finish

Overall Size H x W x D mm	Fixed Toe W x D mm	Weight kg
1168 x 570 x 380	565 x 150	15




**Ideal solution for moving stacked chairs**

**100KG**  
Load Capacity

Product Code: **TS139H**

Concave Back Hand Truck  
 Fixed toe plate  
 Knuckle guard hand grips  
 200 mm diameter heavy duty rubber tyre wheels  
 High gloss blue powder coated finish

Overall Size H x W x D mm	Toe plate W x D mm	Weight kg
1110 x 420 x 460	410 x 200	11



**250KG**  
Load Capacity

Product Code: **TS139P**

Concave Back All Terrain Hand Truck  
 Fixed toe plate  
 Knuckle guard hand grips  
 250 mm diameter puncture proof wheels  
 High gloss blue powder coated finish

Overall Size H x W x D mm	Toe plate W x D mm	Weight kg
1110 x 450 x 520	410 x 200	12



**250KG**  
Load Capacity

Product Code: **TS146P**

Concave Back All Terrain Hand Truck  
 Fixed compact toe plate 120 mm deep  
 Knuckle guard hand grips  
 250 mm diameter puncture proof wheels  
 High gloss blue powder coated finish

Overall Size H x W x D mm	Toe plate W x D mm	Weight kg
1160 x 610 x 410	400 x 120	12

**120 mm  
Deep Toe Plate**



**250KG  
Load Capacity**

Product Code: **TS246P**

Concave Back All Terrain Hand Truck  
 Fixed deep toe plate  
 Knuckle guard hand grips  
 250 mm diameter puncture proof wheels  
 High gloss blue powder coated finish

Overall Size H x W x D mm	Toe plate W x D mm	Weight kg
1160 x 610 x 590	400 x 300	14

**300 mm  
Deep Toe Plate**



**250KG  
Load Capacity**

Product Code: **TS157H**

Concave Back Hand Truck  
 Fixed toe plate  
 Knuckle guard hand grips  
 200 mm diameter heavy duty rubber tyre wheels  
 High gloss blue powder coated finish

Overall Size H x W x D mm	Toe plate W x D mm	Weight kg
1160 x 550 x 520	390 x 300	20



**300KG**  
Load Capacity

Product Code: **TS157P**

Concave Back All Terrain Hand Truck  
 Fixed toe plate  
 Knuckle guard hand grips  
 250 mm diameter puncture proof wheels  
 High gloss blue powder coated finish

Overall Size H x W x D mm	Toe plate W x D mm	Weight kg
1180 x 600 x 600	390 x 300	18

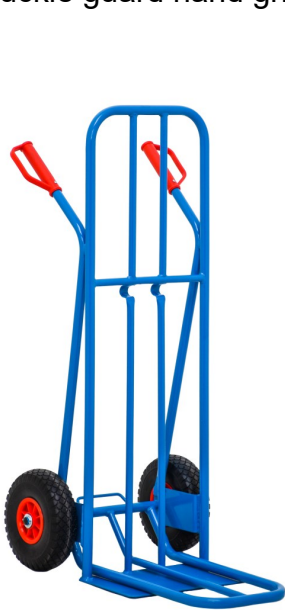


**250KG**  
Load Capacity

# Heavy Duty All Terrain Hand Trucks

All Terrain Hand Trucks with Puncture Proof Wheels and knuckle guard hand grips.

The Mid - Height and White Goods Hand Trucks have a fixed toe for use with compact loads and a large folding toe for use with bulk loads.



**Mid - Height Loop Back**

HT903P



**White Goods**

HT904P



**High Back**

HT906P



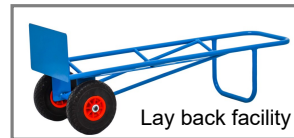
**Concave Back with Deep Toe**

HT907P

All products in this range are fitted with axle supports for extra strength and heavy duty 250 mm diameter rubber tyre Puncture Proof Wheels with roller bearings.



**Axle Supports**



**Lay back facility**

**All Models 250kg Load Capacity**

Deep Toe facility available with this Hand Truck and the Mesh Back Hand Truck



**Mesh Back with Deep Toe**

HT909P

**3 Year Guarantee**

Mesh Back Hand Trucks giving full load retention for small parts and cylindrical loads of various heights.



Made in Britain

**Mesh Back with Standard Toe**



HT908P

Heavy Duty All Terrain Hand Trucks

Product Code: **HT903P**

Mid - Height Loop Back All Terrain Hand Truck  
 Fixed toe plate and large 440 mm deep folding toe  
 Knuckle guard hand grips  
 250 mm diameter puncture proof wheels  
 High gloss blue powder coated finish

Overall Size H x W x D mm	Depth Toe Folded mm	Folding Toe W x D mm	Fixed Toe W x D mm	Weight kg
1200 x 540 x 740	515	300 x 440	410 x 200	16



**250KG**  
Load Capacity

Product Code: **HT904P**

White Goods All Terrain Hand Truck  
 Fixed toe plate and large 600 mm deep folding toe  
 Knuckle guard hand grips  
 250 mm diameter puncture proof wheels  
 High gloss blue powder coated finish

Overall Size H x W x D mm	Depth Toe Folded mm	Folding Toe W x D mm	Fixed Toe W x D mm	Weight kg
1105 x 630 x 520	520	380 x 600	520 x 200	15



**250KG**  
Load Capacity

Product Code: **HT906P**

High Back Loop Handle All Terrain Hand Truck  
 Fixed toe plate  
 Knuckle guard hand grips  
 250 mm diameter puncture proof wheels  
 High gloss blue powder coated finish

Overall Size H x W x D mm	Toe plate W x D mm	Weight kg
1360 x 450 x 505	410 x 200	16



**250KG**  
Load Capacity

Product Code: **HT907P**

Concave Back All Terrain Hand Truck  
 Fixed deep toe plate  
 Knuckle guard hand grips  
 250 mm diameter puncture proof wheels  
 High gloss blue powder coated finish

Overall Size H x W x D mm	Toe plate W x D mm	Weight kg
1120 x 440 x 745	410 x 400	15

**400 mm**  
**Deep Toe Plate**



**250KG**  
Load Capacity

Product Code: **HT908P**

Mesh Back All Terrain Hand Truck  
 Fixed toe plate  
 Knuckle guard hand grips  
 250 mm diameter puncture proof wheels  
 High gloss blue powder coated finish

Overall Size H x W x D mm	Toe plate W x D mm	Weight kg
1120 x 440 x 595	410 x 250	13



**250KG**  
Load Capacity

Product Code: **HT909P**

Mesh Back All Terrain Hand Truck  
 Fixed deep toe plate  
 Knuckle guard hand grips  
 250 mm diameter puncture proof wheels  
 High gloss blue powder coated finish

Overall Size H x W x D mm	Toe plate W x D mm	Weight kg
1120 x 440 x 745	410 x 400	15

**400 mm**  
Deep Toe Plate



**250KG**  
Load Capacity

# Heavy Duty All Terrain Hand Trucks



FJ170P

Loop Handle with Concave Back and Standard Toe Plate



FJ171P

Straight Back and Standard Toe Plate

Knuckle Guard Hand Grips  
(FJ170P has a loop handle)

All Models  
250kg Load Capacity

Puncture Proof  
Wheels



FJ172P

Concave Back and Standard Toe Plate



FJ173P

Concave Back with Axle Supports and Standard Toe Plate

All products in this range are fitted with heavy duty 250 mm diameter rubber tyre Puncture Proof Wheels with roller bearings.



FJ174P

Concave Back with Deep Toe Plate

400 mm Deep Toe Plate



FJ177P

Fixed and Folding Toe Plate 450 mm Deep for bulky loads  
(Shown in green)



FJ178P

High Back with Standard Toe Plate

Product Colour Options:



Mid Grey Green

3 Year Guarantee

Mesh Back with Deep Toe Plate

Mesh Back with Standard Toe Plate

Mesh Back Hand Trucks giving full load retention for small parts and cylindrical loads of various heights.



FJ176P

400 mm Deep Toe Plate



Made in Britain



FJ175P

Product Code: **FJ170P**

Loop Handle Concave Back All Terrain Hand Truck

Fixed standard toe plate

Knuckle guard hand grips

250 mm diameter puncture proof wheels

High gloss mid grey or green powder coated finish

Overall Size H x W x D mm	Toe plate W x D mm	Weight kg
1100 x 450 x 500	410 x 200	10

**250KG**  
Load Capacity

**Product  
Colour  
Options:**



Mid Grey Green



Product Code: **FJ171P**

Straight Back All Terrain Hand Truck

Fixed standard toe plate

Knuckle guard hand grips


250 mm diameter puncture proof wheels

High gloss mid grey or green powder coated finish

Overall Size H x W x D mm	Toe plate W x D mm	Weight kg
1110 x 500 x 500	410 x 200	11

**250KG**  
Load Capacity

**Product  
Colour  
Options:**



Mid Grey Green



Product Code: **FJ172P**

Concave Back All Terrain Hand Truck

Fixed standard toe plate

Knuckle guard hand grips

250 mm diameter puncture proof wheels

High gloss mid grey or green powder coated finish

Overall Size H x W x D mm	Toe plate W x D mm	Weight kg
1110 x 500 x 500	410 x 200	11

**250KG**  
Load Capacity

**Product  
Colour  
Options:**



Mid Grey Green



Product Code: **FJ173P**

Concave Back With Axle Supports All Terrain Hand Truck  
 Fixed standard toe plate  
 Knuckle guard hand grips  
 250 mm diameter puncture proof wheels  
 High gloss mid grey or green powder coated finish

Overall Size H x W x D mm	Toe plate W x D mm	Weight kg
1110 x 500 x 500	410 x 200	12

**250KG**  
Load Capacity

**Product  
Colour  
Options:**




Product Code: **FJ174P**

Concave Back All Terrain Hand Truck  
 Fixed deep toe plate  
 Knuckle guard hand grips  
 250 mm diameter puncture proof wheels  
 High gloss mid grey or green powder coated finish

Overall Size H x W x D mm	Toe plate W x D mm	Weight kg
1110 x 500 x 700	410 x 400	14

**250KG**  
Load Capacity

**Product  
Colour  
Options:**



**400 mm  
Deep Toe Plate**




Product Code: **FJ175P**

Mesh Back All Terrain Hand Truck  
 Fixed standard toe plate  
 Knuckle guard hand grips  
 250 mm diameter puncture proof wheels  
 High gloss mid grey or green powder coated finish

Overall Size H x W x D mm	Toe plate W x D mm	Weight kg
1110 x 500 x 500	410 x 200	11

**250KG**  
Load Capacity

**Product  
Colour  
Options:**



## Heavy Duty All Terrain Hand Trucks


Product Code: **FJ176P**

Mesh Back All Terrain Hand Truck  
 Fixed deep toe plate  
 Knuckle guard hand grips  
 250 mm diameter puncture proof wheels  
 High gloss mid grey or green powder coated finish

Overall Size H x W x D mm	Toe plate W x D mm	Weight kg
1110 x 500 x 700	410 x 400	14

**250KG**  
Load Capacity

**Product  
Colour  
Options:**



**400 mm  
Deep Toe Plate**




Product Code: **FJ177P**

Folding Extended Toe All Terrain Hand Truck  
 Fixed standard toe plate and 450mm deep folding toe  
 Knuckle guard hand grips  
 250 mm diameter puncture proof wheels  
 High gloss mid grey or green powder coated finish

Overall Size H x W x D mm	Fixed Toe plate W x D mm	Folding Toe W x D mm	Weight kg
1110 x 500 x 500	410 x 200	320 x 450	13

**250KG**  
Load Capacity

**Product  
Colour  
Options:**



**450 mm  
Deep  
Folding  
Toe**




Product Code: **FJ178P**

High Back All Terrain Hand Truck  
 Fixed standard toe plate  
 Knuckle guard hand grips  
 250 mm diameter puncture proof wheels  
 High gloss mid grey or green powder coated finish

Overall Size H x W x D mm	Toe plate W x D mm	Weight kg
1410 x 580 x 500	410 x 200	14

**250KG**  
Load Capacity

**Product  
Colour  
Options:**



**High Back  
For Larger  
Loads**



# Premium Heavy Duty All Terrain Hand Trucks



FJ180P

**Concave Back and Standard Toe Plate**

**Heavy Duty Steel Frame Construction With Loop Handles**

**Axle Supports For Extra Strength**

**All Models 260kg Load Capacity**

**Puncture Proof Wheels**



FJ187P

**Fixed Toe Plate and Folding Toe Plate 450 mm Deep for bulky loads**



All products in this range are fitted with heavy duty 250 mm diameter rubber tyre Puncture Proof Wheels with roller bearings.



FJ188P

**High Back with Standard Toe Plate For Large Loads**



FJ181P

(Shown in green)

**Extra Wide with Wide Toe Plate**

**510 mm Wide Toe Plate For Large Loads**



FJ189P

**Product Colour Options:**



Black



Green

**Mesh Back with Standard Toe Plate**



**Mesh Back with Deep Toe Plate**

Mesh Back Hand Trucks giving full load retention for small parts and cylindrical loads of various heights.



FJ181P



Made in Britain

**400 mm Deep Toe Plate**



FJ186P

Premium Heavy Duty All Terrain Hand Trucks

Product Code: **FJ180P**

Concave Back All Terrain Hand Truck  
 Fixed standard toe plate  
 Knuckle guard hand grips  
 250 mm diameter puncture proof wheels  
 High gloss black or green powder coated finish

Overall Size H x W x D mm	Toe plate W x D mm	Weight kg
1100 x 540 x 480	410 x 200	14

**260KG**  
Load Capacity

Product  
Colour  
Options:



Black Green



Product Code: **FJ181P**

Mesh Back All Terrain Hand Truck  
 Fixed standard toe plate  
 Knuckle guard hand grips  
 250 mm diameter puncture proof wheels  
 High gloss black or green powder coated finish

Overall Size H x W x D mm	Toe plate W x D mm	Weight kg
1100 x 540 x 480	410 x 200	15

**260KG**  
Load Capacity

Product  
Colour  
Options:



Black Green



Product Code: **FJ186P**

Mesh Back All Terrain Hand Truck  
 Fixed deep toe plate  
 Knuckle guard hand grips  
 250 mm diameter puncture proof wheels  
 High gloss black or green powder coated finish

Overall Size H x W x D mm	Toe plate W x D mm	Weight kg
1100 x 540 x 680	410 x 400	17

**260KG**  
Load Capacity

Product  
Colour  
Options:



Black Green

**400 mm**  
Deep Toe Plate



Premium Heavy Duty All Terrain Hand Trucks

Product Code: **FJ187P**

Folding Extended Toe All Terrain Hand Truck  
 Fixed standard toe plate and 450 mm deep folding toe  
 Knuckle guard hand grips  
 250 mm diameter puncture proof wheels  
 High gloss black or green powder coated finish

Overall Size H x W x D mm	Fixed Toe plate W x D mm	Folding Toe W x D mm	Weight kg
1100 x 540 x 480	410 x 200	320 x 450	16

**260KG**  
Load Capacity

**Product  
Colour  
Options:**



Black Green



Product Code: **FJ188P**

High Back All Terrain Hand Truck  
 Fixed standard toe plate  
 Knuckle guard hand grips  
 250 mm diameter puncture proof wheels  
 High gloss black or green powder coated finish

Overall Size H x W x D mm	Toe plate W x D mm	Weight kg
1410 x 540 x 570	410 x 200	17

**260KG**  
Load Capacity

**Product  
Colour  
Options:**



Black Green



Product Code: **FJ189P**

Extra Wide All Terrain Hand Truck  
 Fixed Wide toe plate  
 Knuckle guard hand grips  
 250 mm diameter puncture proof wheels  
 High gloss black or green powder coated finish

Overall Size H x W x D mm	Toe plate W x D mm	Weight kg
1100 x 640 x 495	510 x 200	15

**260KG**  
Load Capacity

**Product  
Colour  
Options:**



Black Green

**510 mm  
Wide Toe Plate**



# CYLINDER TROLLEYS

All products in this range are fitted with heavy duty 250 mm diameter rubber tyre Puncture Proof Wheels with roller bearings.



**Propane  
Cylinder Trolley**

CT101P



**Supported Propane  
Cylinder Trolley**

With rear support fitted with a swivel castor.  
Easy to move and direct.

CT102P



CT103P

**All Models  
150kg Load Capacity**

**All models feature a retaining chain to hold the cylinders in place.**

**Supported  
Welders Double  
Cylinder Trolley**



TS171P

**Supported Double  
Cylinder Trolley**

**3 Year  
Guarantee**



**Supported  
Cylinder Trolley**  
With lifting toe plate

CT209P

The toe plate lifts when placed against a pallet making the cylinder easy to slide off.

TS177P



**Supported  
Cylinder Trolley**

**Cylinder Trolley**  
Weather resistant galvanised finish

CT201P



**Supported  
Cylinder Trolley**  
Weather resistant galvanised finish



CT277P



Made in Britain

Product Code: **CT101P**

Propane Cylinder Trolley  
with 380mm diameter maximum cradle support  
250mm puncture proof wheels  
High gloss blue powder coated finish

Overall Size H x W x D mm	Cylinder Diameter Max mm	Weight kg
1310 x 550 x 570	380	20



**150KG**  
Load Capacity

Product Code: **CT102P**

Supported Propane Cylinder Trolley  
with 380mm diameter maximum cradle support  
250mm puncture proof wheels and 160mm rear swivel castor  
High gloss blue powder coated finish

Overall Size H x W x D mm	Cylinder Diameter Max mm	Weight kg
1310 x 530 x 730	380	26



**150KG**  
Load Capacity

Product Code: **CT103P**

Supported Double Cylinder Trolley  
for two cylinders - one 380mm diameter and one 230mm diameter  
250mm puncture proof wheels and 160mm rear swivel castor  
High gloss blue powder coated finish

Overall Size H x W x D mm	Cylinder Diameter Max mm	Weight kg
1440 x 810 x 920	380 / 230	50



**150KG**  
Load Capacity

Product Code: **CT201P**

Cylinder Trolley  
with 250mm diameter maximum cradle support  
250mm puncture proof wheels  
Weather resistant hot dip galvanised finish

Overall Size H x W x D mm	Cylinder Diameter Max mm	Weight kg
1135 x 460 x 470	250	16



**150KG**  
Load Capacity

Product Code: **CT277P**

Supported Cylinder Trolley  
with 286mm diameter maximum cradle support  
250mm puncture proof wheels and 125mm rear swivel castors  
Weather resistant hot dip galvanised finish

Overall Size H x W x D mm	Cylinder Diameter Max mm	Weight kg
1255 x 485 x 660	286	20



**150KG**  
Load Capacity

Product Code: **TS177P**

Supported Cylinder Trolley  
with 286mm diameter maximum cradle support  
250mm puncture proof wheels and 125mm rear swivel castors  
High gloss blue powder coated finish

Overall Size H x W x D mm	Cylinder Diameter Max mm	Weight kg
1255 x 485 x 660	286	20

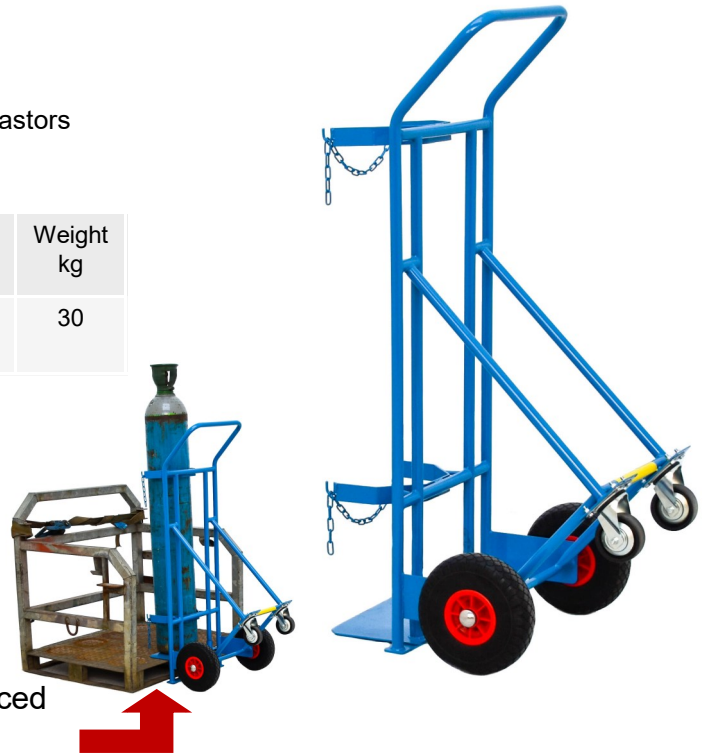


**150KG**  
Load Capacity

Product Code: **CT209P**

Supported Cylinder Trolley with Lifting Toe Plate with 240mm diameter maximum cradle support  
250mm puncture proof wheels and 100mm rear swivel castors  
High gloss blue powder coated finish

Overall Size H x W x D mm	Toe Plate Lifting Height mm	Cylinder Diameter Max mm	Weight kg
1375 x 610 x 700	200	240	30



The toe plate lifts when placed against a pallet making the cylinder easy to slide off.

**150KG**  
Load Capacity

Product Code: **TS171P**

Supported Welders Double Cylinder Trolley with Welding Rod Holder for two cylinders - one 230mm diameter oxygen cylinder and one 236mm diameter acetylene cylinder  
250mm puncture proof wheels and 100mm rear swivel castors  
High gloss blue powder coated finish

Overall Size H x W x D mm	Cylinder Diameter Max mm	Weight kg
1090 x 760 x 760	236 / 230	31



**150KG**  
Load Capacity

# CYLINDER STORAGE



CR740Z

Double sided cylinder storage stands

Available in

low height 610mm




CR760Z

or

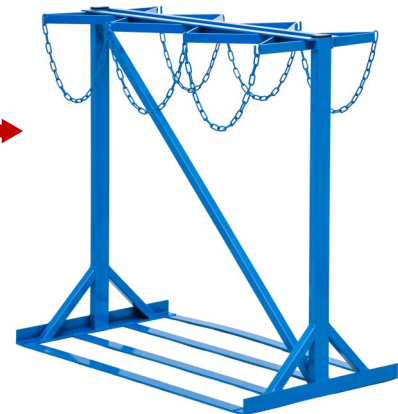
standard height 922mm

Fully welded with retaining chains.



CR745Z

Cam Buckle Clamping Cylinder Wall Racks  
Quick Release Straps With Adjustable Cam Buckle



CR765Z

3 Year Guarantee

Wall Fixing Cylinder Storage Rack For 2 or 3 Cylinders



CR301Z



CR302Z



CB300Z



CB220Z




Single Sided Cylinder Storage Stands

Cylinder Stands



CS202Z

Solid sheet steel base and hinged retaining bars



CR725Z



CR735Z



Made in Britain

Product Code: **CB200Z**

Cam Buckle Clamping Cylinder Wall Rack  
 Holds two 180 - 270 mm diameter cylinders  
 Fully welded with quick release strap  
 High gloss blue powder coated finish



Cylinder Diameter mm	No. of Cylinders held	Overall Size W x D mm	Weight kg
180 - 270	2	720 x 190	3

Product Code: **CB300Z**

Cam Buckle Clamping Cylinder Wall Rack  
 Holds three 180 - 270 mm diameter cylinders  
 Fully welded with quick release strap  
 High gloss blue powder coated finish



Cylinder Diameter mm	No. of Cylinders held	Overall Size W x D mm	Weight kg
180 - 270	3	1036 x 190	4

Product Code: **CB400Z**

Cam Buckle Clamping Cylinder Wall Rack  
 Holds four 180 - 270 mm diameter cylinders  
 Fully welded with quick release strap  
 High gloss blue powder coated finish



Cylinder Diameter mm	No. of Cylinders held	Overall Size W x D mm	Weight kg
180 - 270	4	1352 x 190	5

Product Code: **CB210Z**

Cam Buckle Clamping Cylinder Wall Rack  
 Holds two 205 - 305 mm diameter cylinders  
 Fully welded with quick release strap  
 High gloss blue powder coated finish



Cylinder Diameter mm	No. of Cylinders held	Overall Size W x D mm	Weight kg
205 - 305	2	835 x 230	3.5

Product Code: **CB220Z**

Cam Buckle Clamping Cylinder Wall Rack  
 Holds two 240 - 375 mm diameter cylinders  
 Fully welded with quick release strap  
 High gloss blue powder coated finish



Cylinder Diameter mm	No. of Cylinders held	Overall Size W x D mm	Weight kg
240 - 375	2	915 x 245	4

Product Code: **CR301Z / CR303Z (High gloss blue powder coated finish)**  
**CR351G / CR352G (Weather resistant hot dip galvanised finish)**

Wall Fixing Cylinder Storage Racks to store 2 Cylinders  
 Fully welded with retaining chains

High gloss blue powder coated finish or  
 Weather resistant hot dip galvanised finish

**CR301Z**



Product Code	Finish	Overall Size W x D mm	No. of Cylinders Held	Cylinder Diameter Max mm	Weight kg
CR301Z	Blue Powder Coated	720 x 190	2	180	3
CR351G	Galvanised	720 x 190	2	180	3
CR303Z	Blue Powder Coated	720 X 190	2	270	3.5
CR353G	Galvanised	720 x 190	2	270	3.5

Product Code: **CR302Z / CR304Z (High gloss blue powder coated finish)**  
**CR352G / CR354G (Weather resistant hot dip galvanised finish)**

Wall Fixing Cylinder Storage Racks to store 3 Cylinders  
 Fully welded with retaining chains

High gloss blue powder coated finish or  
 Weather resistant hot dip galvanised finish

**CR302Z**



Product Code	Finish	Overall Size W x D mm	No. of Cylinders Held	Cylinder Diameter Max mm	Weight kg
CR302Z	Blue Powder Coated	1036 x 190	3	180	4
CR352G	Galvanised	1036 x 190	3	180	4.5
CR304Z	Blue Powder Coated	1036 x 190	3	270	4.5
CR354G	Galvanised	1036 x 190	3	270	4.5

Product Code: **CS201Z**

Cylinder Stand with Solid Sheet Steel Base and Hinged Retaining Latches

178mm diameter maximum cradle support

High gloss blue powder coated finish

Overall Size H x W x D mm	Cylinder Diameter Max mm	Weight kg
605 x 520 x 400	178	20



Product Code: **CS202Z**

Cylinder Stand with Solid Sheet Steel Base and Hinged Retaining Latches

230mm diameter maximum cradle support

High gloss blue powder coated finish

Overall Size H x W x D mm	Cylinder Diameter Max mm	Weight kg
605 x 520 x 400	230	21



Product Code: **CS203Z**

Cylinder Stand with Solid Sheet Steel Base and Hinged Retaining Latches

285mm diameter maximum cradle support

High gloss blue powder coated finish

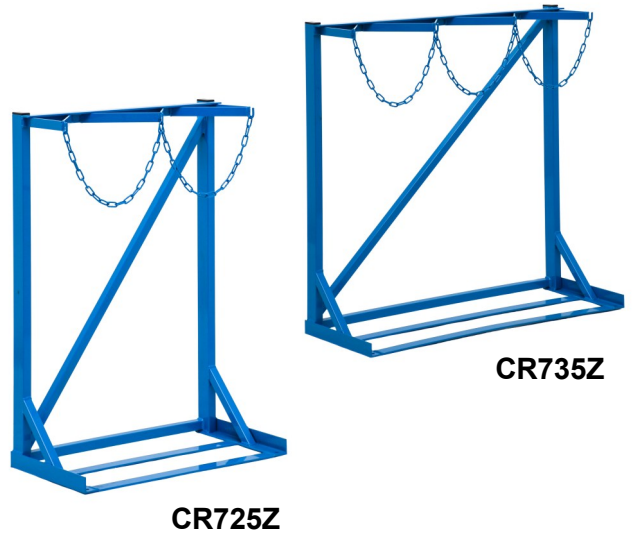
Overall Size H x W x D mm	Cylinder Diameter Max mm	Weight kg
605 x 520 x 400	285	23



Product Code: **CR725Z / CR735Z**

Single Sided Cylinder Floor Stand  
Fully welded with retaining chains  
High gloss blue powder coated finish

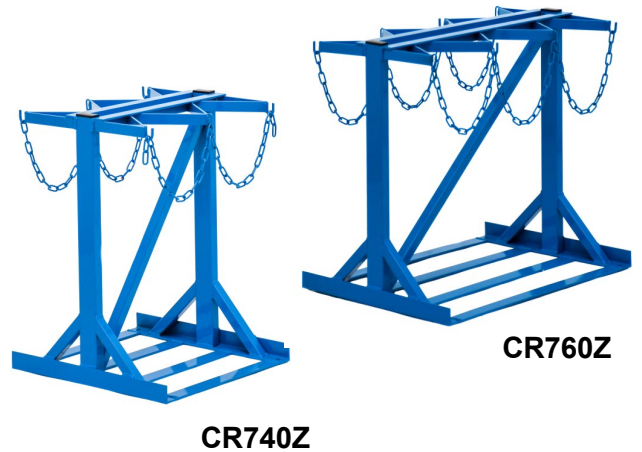
Product Code	Overall Size H x W x D mm	No. of Cylinders held	Cylinder Diameter mm	Weight kg
CR725Z	922 x 618 x 350	2	180 - 270	13.5
CR735Z	922 x 924 x 350	3	180 - 270	16



Product Code: **CR740Z / CR760Z**

Low Height Double Sided Cylinder Floor Stand  
Fully welded with retaining chains  
High gloss blue powder coated finish

Product Code	Overall Size H x W x D mm	No. of Cylinders held	Cylinder Diameter mm	Weight kg
CR740Z	610 x 440 x 465	4	100 - 180	13.5
CR760Z	610 x 656 x 465	6	100 - 180	16.5

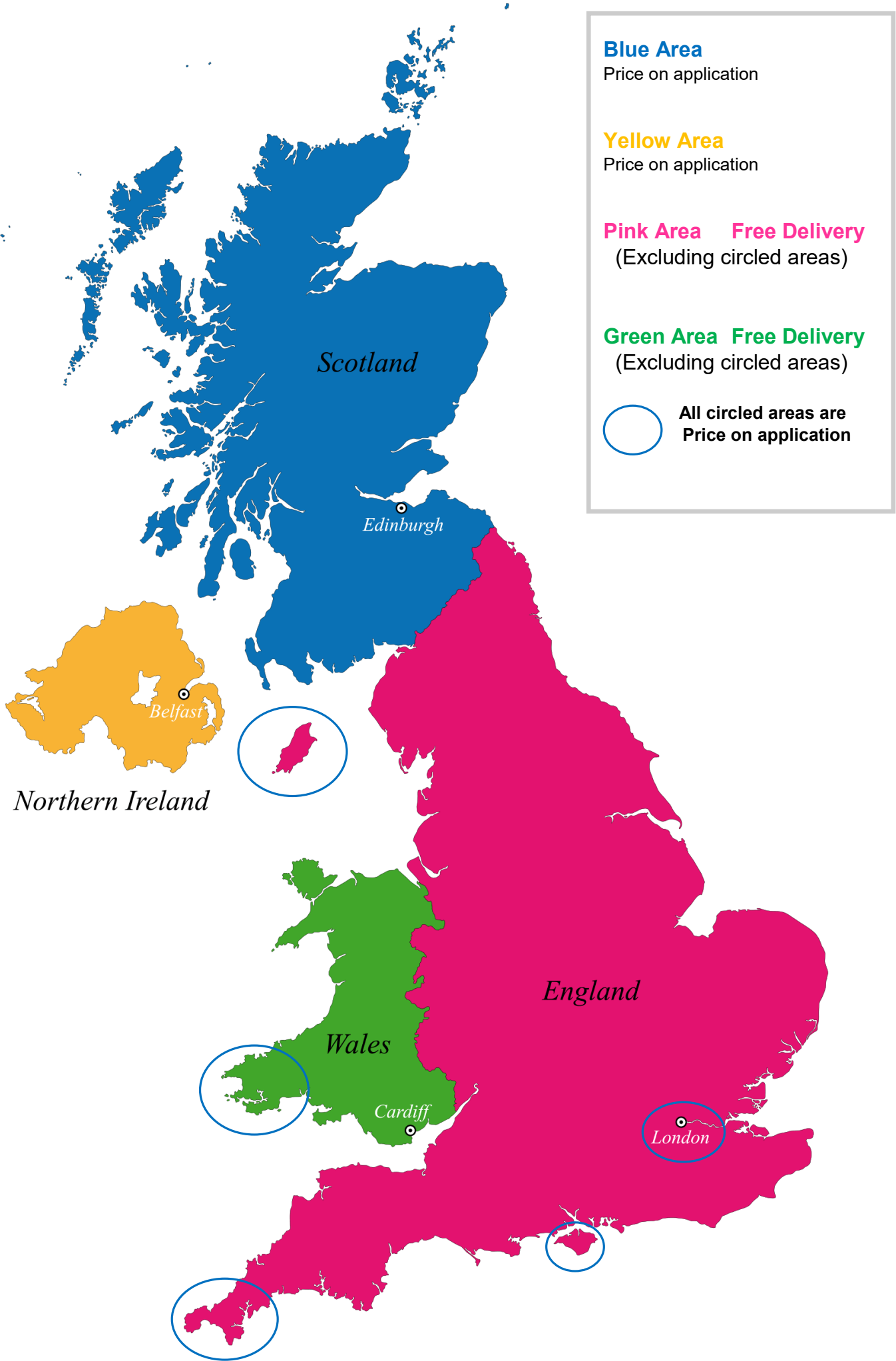


Product Code: **CR745Z / CR765Z**

Double Sided Cylinder Floor Stand  
Fully welded with retaining chains  
High gloss blue powder coated finish


Product Code	Overall Size H x W x D mm	No. of Cylinders held	Cylinder Diameter mm	Weight kg
CR745Z	922 x 618 x 544	4	180 - 270	18.5
CR765Z	922 x 924 x 544	6	180 - 270	22.5





# **Cradley Health Branch**

**Unit 15, Lodge  
Forge Trading  
Estate, Bridge  
Street,  
Cradley Heath  
B64 7RW**



**INDUSTRIAL  
SUPPLIES LTD**

**Est 1982**



**Quality Equipment  
Made in Britain**

# **Birmingham Branch**

**Unit 5, Key  
Business Park,  
Kingsbury Road,  
Erdington  
Birmingham  
B24 9PT**



**Tel: 0121 274 7140**

**Email: [sales@edgeindustrial.co.uk](mailto:sales@edgeindustrial.co.uk)**

**[www.edgeindustrial.co.uk](http://www.edgeindustrial.co.uk)**